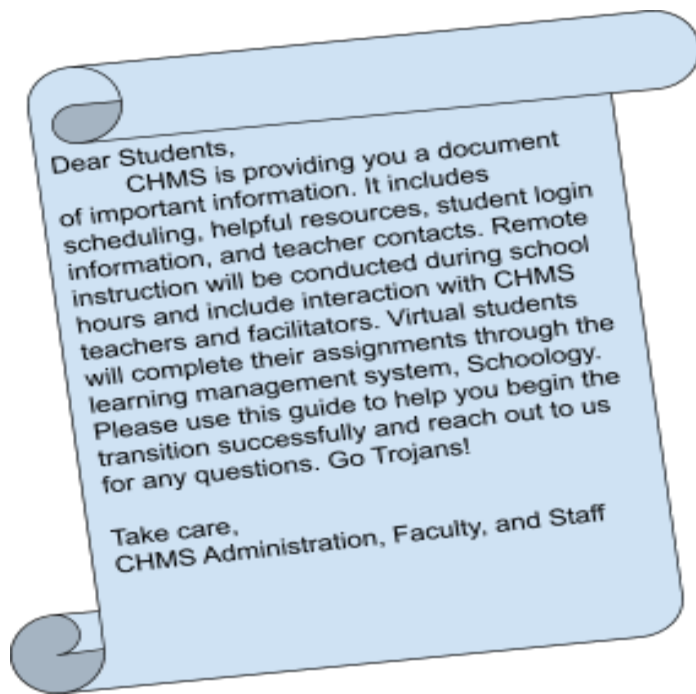


Virtual Learning Instructional Guide



Teacher Contact

Electives:

Mr. Denison - denisonr@troyschools.net

Mrs. Sullivant - sullivantj@troyschools.net

Mrs. Key - keyd@troyschools.net

English:

Mrs. Rader - radera@troyschools.net

Mr. Shook - shookk@troyschools.net

Miss Thornton - thorntonm@troyschools.net

Math:

Ms. Barrett - barrettd@troyschools.net

Mrs. Knick - knickk@troyschools.net

Physical Education:

Coach Smartt - smarttd@troyschools.net

Coach Vasquez - vasquezr@troyschools.net

Science:

7th: Mrs. Kerfoot - kerfootk@troyschools.net

8th: Mrs. Challancin -

challancina@troyschools.net

7th/8th: Mr. Griffin - griffinr@troyschools.net

Social Studies:

Ms. Nolin - nolina@troyschools.net

Mrs. Turner - turnert@troyschools.net

Mr. McKinnon - mckinnons@troyschools.net

Mrs. Bean-Davis - beang@troyschools.net

Mrs. Hicks - hicksm@troyschools.net

Miss Williams - williamsa@troyschools.net

***Any questions outside of class time should be emailed to the teacher and will be answered at their earliest convenience.

Child Nutrition Program:

Sherry Owens - owenss@troyschools.net

If you would like SCHOOL LUNCHESES, call the front office before 8:30 each day to place your order. Pick up between 11-1:00.

Daily Q/A, Zoom and Academic Schedule

8:00-8:45

Math

8:50- 9:35

English Language Arts

9:40-10:10

Science

10:15-10:45


History

10:50-11:45

Electives

Connect to WiFi



1. **Open** the Chromebook and **press** the Power button.
2. **Click** on the WiFi symbol  on the lower right of your screen.
3. In the box that appears, **click** the words "not connected" below the WiFi Symbol and allow it to search for WiFi.
4. **Click** the WiFi name that you wish to use and provide the password if necessary.
5. Now you should see the WiFi symbol in the lower right corner turn white indicating the power of the signal.


1. Login to your chromebook is the same as last year with your gmail address and password.
2. You may need to click "add person" at the bottom of the screen.
3. Make sure to **type** in your email, **click** "next"
4. Carefully **type** your password. It should be a capital T and lower case roy followed by the student's last 4 digits of their social security number. **Click** "next"
5. Email: _____@students.troyschools.net
6. Password: Troy

Note For fees and rules associated with Chromebook use, see **One to One Technology Use Rules** and **TCS Virtual Learning Agreement** that were signed when you received your Chromebook.

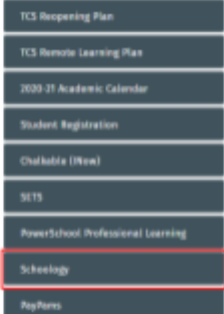
Log in to your Chromebook



Create an account in Schoology / Log in

1. Open the Chrome web browser by **clicking** the  at the bottom of the screen.
2. **Type** www.troyschools.net to go to the Troy City Schools' website
3. **Scroll down** to Quick Links where you see several bars. **Click** the "Schoology" bar.

Quick Links



4. You should see "Choose an account" **Click** on your School Google E-mail Account.
5. What you see now is your Schoology dashboard. All your virtual classes can be accessed through here. **Click** on the "**COURSES**" tab at the top of the page.



6. You will see boxes representing each virtual class. Choose the class you wish to work on by **clicking** in the box and follow the teacher video or directions.



How to Log In to Chalkable to view grades:

1. On the Troy City Schools Website, choose "**Chalkable**" from the Quick Links bars.
2. Your **username** and password will be provided.